


20 Halloween Snacks That Will Make Your Party a Spooktacular Success

Halloween is a time for fun, laughter, and of course, delicious food. If you're hosting a Halloween party this year, you'll want to make sure you have plenty of snacks on hand to keep your guests satisfied. But don't worry, you don't have to spend hours in the kitchen slaving over complicated recipes. These 20 Halloween snacks are all easy to make, and they're sure to be a hit with your guests.



20 Halloween Snacks by Emma Lara

★★★★★ 5 out of 5

Language	: English
File size	: 1203 KB
Text-to-Speech	: Enabled
Screen Reader	: Supported
Enhanced typesetting	: Enabled
Word Wise	: Enabled
Print length	: 33 pages
Lending	: Enabled



1. Mummy Dogs

These mummy dogs are the perfect Halloween party food. They're easy to make, and they're always a hit with kids and adults alike. To make mummy dogs, simply wrap crescent roll dough around hot dogs, and then bake until the dough is golden brown. Once the mummy dogs are baked, use mustard or ketchup to draw on the faces.



2. Spiderweb Dip

This spiderweb dip is a delicious and festive Halloween snack. It's made with a creamy spinach dip base, and it's topped with a sour cream "spiderweb." To make spiderweb dip, simply combine the spinach dip ingredients in a bowl, and then spread the dip into a serving dish. Once the

dip is spread out, use a toothpick to draw a spiderweb on the top of the dip. Then, use black olives to create the spiders.



3. Candy Corn Popcorn Balls

These candy corn popcorn balls are a fun and festive Halloween treat. They're made with popcorn, candy corn, and marshmallows, and they're easy to make. To make candy corn popcorn balls, simply combine the

popcorn, candy corn, and marshmallows in a large bowl. Then, stir until the marshmallows are melted and the popcorn is evenly coated. Once the popcorn balls are formed, let them cool slightly before serving.



4. Witch's Brew Punch

This witch's brew punch is a delicious and refreshing Halloween drink. It's made with fruit juices, sparkling water, and a touch of grenadine. To make

witch's brew punch, simply combine the fruit juices, sparkling water, and grenadine in a large punch bowl. Then, add some ice cubes and stir. You can also add some gummy worms or other Halloween candy to the punch for a festive touch.



5. Bat Wings

These bat wings are a fun and easy Halloween snack. They're made with tortilla chips, salsa, and guacamole. To make bat wings, simply spread some salsa on a tortilla chip, and then top with some guacamole. Then, use a cookie cutter to cut out bat shapes from the tortilla chips. You can also add some black olives to the bat wings for a festive touch.



6. Pumpkin Hummus

This pumpkin hummus is a delicious and healthy Halloween snack. It's made with chickpeas, pumpkin puree, and tahini. To make pumpkin hummus, simply combine the chickpeas, pumpkin puree, and tahini in a food processor. Then, process until the hummus is smooth and creamy. You can also add some spices, such as cumin or chili powder, to the hummus for a more flavorful taste.



7. Eyeball Caprese Skewers

These eyeball Caprese skewers are a fun and festive Halloween snack. They're made with mozzarella balls, cherry tomatoes, and basil leaves. To make eyeball Caprese skewers, simply skewer a mozzarella ball, a cherry tomato, and a basil leaf on a toothpick. Then, use a black olive to create the pupil of the eyeball. You can also add some black food coloring to the cherry tomatoes for a more realistic look.



8. Spiderweb Pizza

This spiderweb pizza is a fun and easy Halloween snack. It's made with a pre-made pizza crust, pizza sauce, and mozzarella cheese. To make spiderweb pizza, simply spread the pizza sauce on the pizza crust, and then top with the mozzarella cheese. Once the pizza is topped, use a toothpick to draw a spiderweb on the top of the pizza. Then, bake the pizza according to the package directions.



9. Halloween Bark

This Halloween bark is a delicious and easy Halloween snack. It's made with chocolate chips, candy corn, and marshmallows. To make Halloween bark, simply melt the chocolate chips in a microwave-safe bowl. Once the chocolate chips are melted, spread them out on a baking sheet lined with parchment paper. Then, sprinkle the candy corn and marshmallows on top of the chocolate chips. Let the bark cool until the chocolate is hardened. Once the bark is hardened, break it into pieces and serve.



10. Ghostly Popcorn Balls

These ghostly popcorn balls are a fun and festive Halloween snack. They're made with popcorn, marshmallows, and white chocolate chips. To make ghostly popcorn balls, simply combine the popcorn, marshmallows, and white chocolate chips in a large bowl. Then, stir until the marshmallows

are melted and the popcorn is evenly coated. Once the popcorn balls are formed, let them cool slightly before serving.



11. Candy Corn Cupcakes

These candy corn cupcakes are a delicious and festive Halloween treat. They're made with a white cake mix, candy corn frosting, and candy corn sprinkles. To make candy corn cupcakes, simply mix the cake mix

according to the package directions. Once the cake batter is mixed, fill cupcake liners with the batter. Then, bake the cupcakes according to the package directions. Once the cupcakes are baked, let them cool completely. Then, frost the cupcakes with the candy corn frosting. Finally, sprinkle the cupcakes with the candy corn sprinkles.




12. Pumpkin Pie Dip

This pumpkin pie dip is a delicious and festive Halloween snack. It's made with pumpkin puree, cream cheese, and whipped cream. To make pumpkin pie dip, simply combine the pumpkin puree, cream cheese, and whipped cream in a bowl. Then, stir until the dip is smooth and creamy. You can also add some spices, such as cinnamon or nutmeg, to the dip for a more flavorful taste.



13. Witch's Brew Cupcakes


These witch's brew cupcakes are a fun and festive Halloween treat. They're made with a chocolate cake mix, green



20 Halloween Snacks by Emma Lara


★★★★★ 5 out of 5

- Language : English
- File size : 1203 KB
- Text-to-Speech : Enabled
- Screen Reader : Supported
- Enhanced typesetting : Enabled
- Word Wise : Enabled
- Print length : 33 pages
- Lending : Enabled



Cartoon Picture Book Pirates by Erica Silverman

Ahoy, Matey! Set Sail for Adventure with Cartoon Picture Book Pirates Prepare to hoist the sails and embark on an unforgettable adventure with the beloved children's book,...



Biography of One of the Great Poets in American History

Prologue: The Birth of a Literary Icon In a quaint town nestled amidst rolling hills and murmuring rivers, nestled the humble beginnings of a literary...